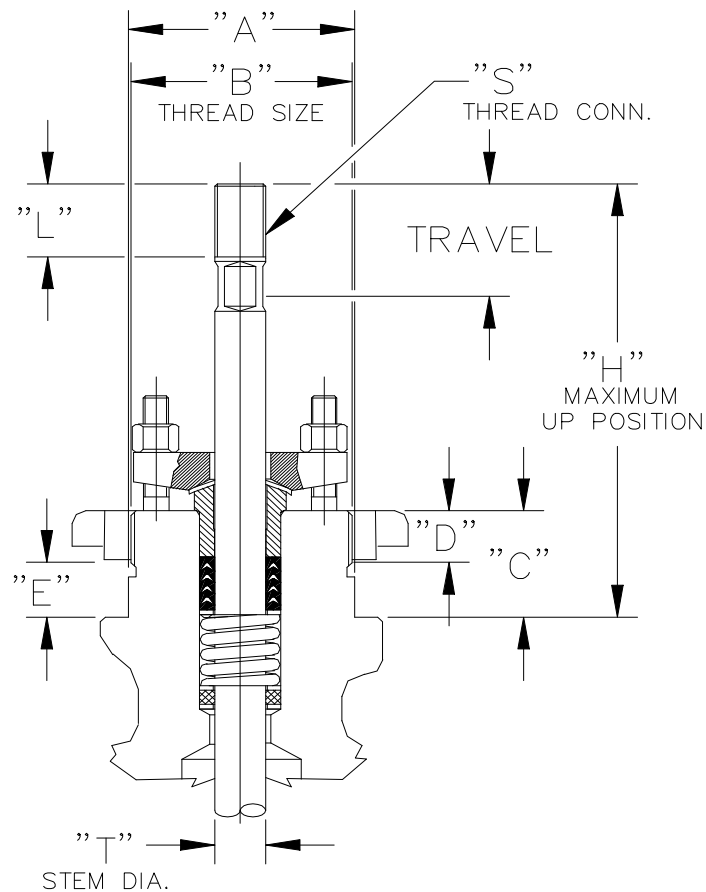


Actuator Mounting Dimensional Data



Series G110 Globe and Angle ANSI Class 150-600 Valves

Valve Size	A	B	C	D	E	H	L	T	S	Travel
1/2", 3/4", 1"	2.13"	2 1/8" - 12	1.12"	0.75"	0.75"	4.50"	1.00"	0.375"	5/16" - 24	1"
1 1/2" - 2"								0.437"	7/16" - 20	1 1/8"
3"	2.81"	2 3/4" - 12	1.40"	0.68"	0.81"	5.75"	1.13"	0.625"	5/8" - 18	1 1/2"
4"								0.750"		
6"	3.56"	3 1/2" - 12	1.93"	0.88"	1.38"	7.25"	1.50"	0.875"	7/8" - 18	3 1/2"
8"						9.13"	1.88"	1 1/4" - 12		
10", 12"						1.250"	1 1/4" - 12			

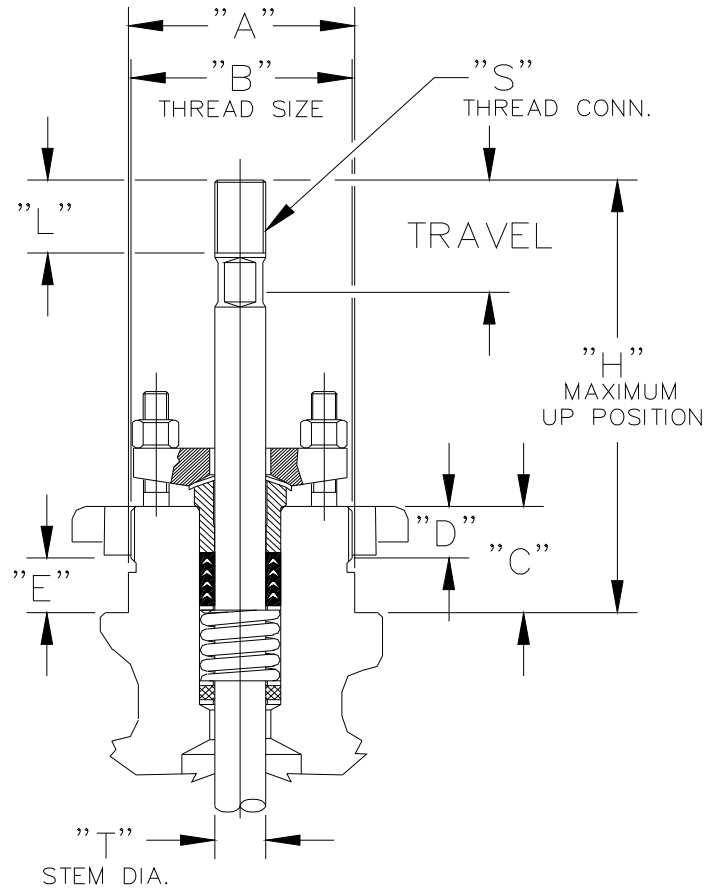
Series G120 & G130 Globe and Angle ANSI Class 150-600 Valves

Valve Size	A	B	C	D	E	H	L	T	S	Travel
1/2", 3/4", 1"	2.13"	2 1/8" - 12	1.12"	0.75"	0.75"	4.50"	1.00"	0.375"	5/16" - 24	1"
1 1/2" - 2"								0.437"	7/16" - 20	1 1/8"
3"	2.81"	2 3/4" - 12	1.40"	0.68"	0.81"	5.75"	1.13"	0.625"	5/8" - 18	1 1/2"
4"								0.750"		
6"	3.56"	3 1/2" - 12	1.93"	0.88"	1.38"	7.25"	1.50"	1.00"	7/8" - 18	2 1/4"

Actuator Mounting Dimensional Data

KOSO HAMMEL DAHL

CONTROL VALVES



Series V510 Globe and Angle ANSI Class 900-1500 Valves

Valve Size	A	B	C	D	E	H	L	T	S	Travel
1/2", 3/4", 1"	2.13"	2 1/8" - 12	1.12"	0.75"	0.75"	4.50"	1.00"	0.375"	5/16" - 24	1"
1 1/2", 2"								0.437"	7/16" - 20	1 1/8"
3", 4"	2.81"	2 3/4" - 12	1.40"	0.68"	0.81"	5.75"	1.13"	0.625"	5/8" - 18	1 1/2"
6"								0.750"		2 1/4"
8"	3.56"	3 1/2" - 12	1.93"	0.88"	1.38"	9.13"	1.88"	0.875"	7/8" - 18	3 1/2"
10", 12"								1.250"	1 1/4" - 12	

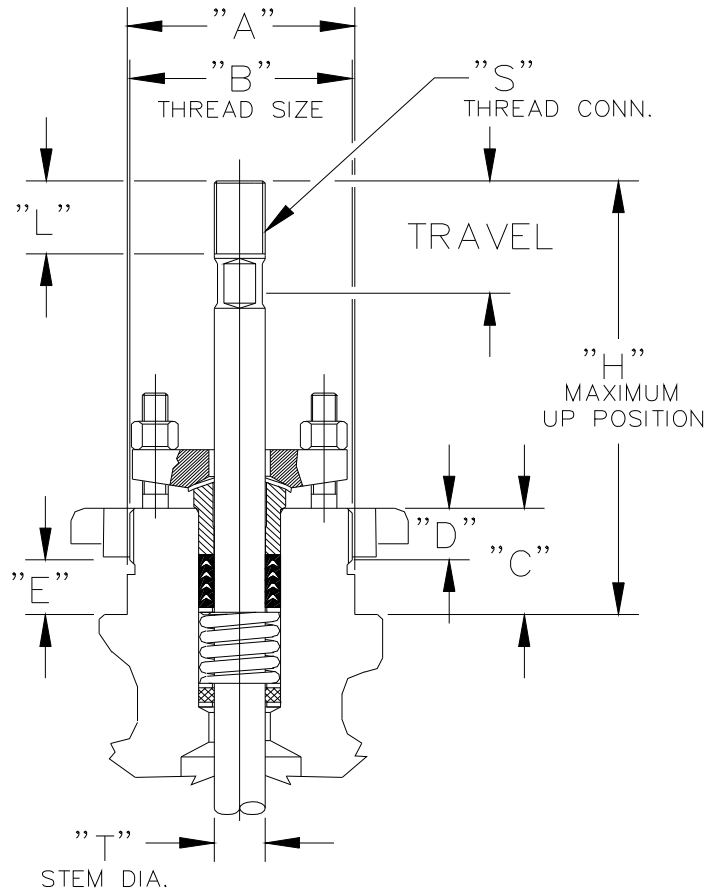
Series V520 Globe and Angle ANSI Class 2500 Valves

Valve Size	A	B	C	D	E	H	L	T	S	Travel
1/2", 3/4", 1"	2.13"	2 1/8" - 12	1.12"	0.75"	0.75"	4.50"	1.00"	0.375"	5/16" - 24	1"
1 1/2"								0.437"	7/16" - 20	
2"	2.81"	2 3/4" - 12	1.40"	0.68"	0.81"	5.75"	1.13"	0.625"	5/8" - 18	1 1/2"
3"										

Actuator Mounting Dimensional Data

KOSO HAMMEL DAHL

CONTROL VALVES



Series V800 / V801 Top & Bottom Guided Double Seated Globe Valves

Valve Size	A	B	C	D	E	H	L	T	S	Travel
1"	2.13"	2 1/8" - 12	1.12"	0.75"	0.75"	4.50"	1.00"	0.437"	7/16" - 20	1"
1 1/2", 2"										1 1/8"
3", 4"	2.81"	2 3/4" - 12	1.40"	0.68"	0.81"	5.75"	1.13"	0.625"	5/8" - 18	1 1/2"
6", 8"										2 1/4"
10", 12"	3.56"	3 1/2" - 12	1.93"	0.88"	1.38"	9.13"	1.88"	0.875"	7/8" - 18	3 1/2"

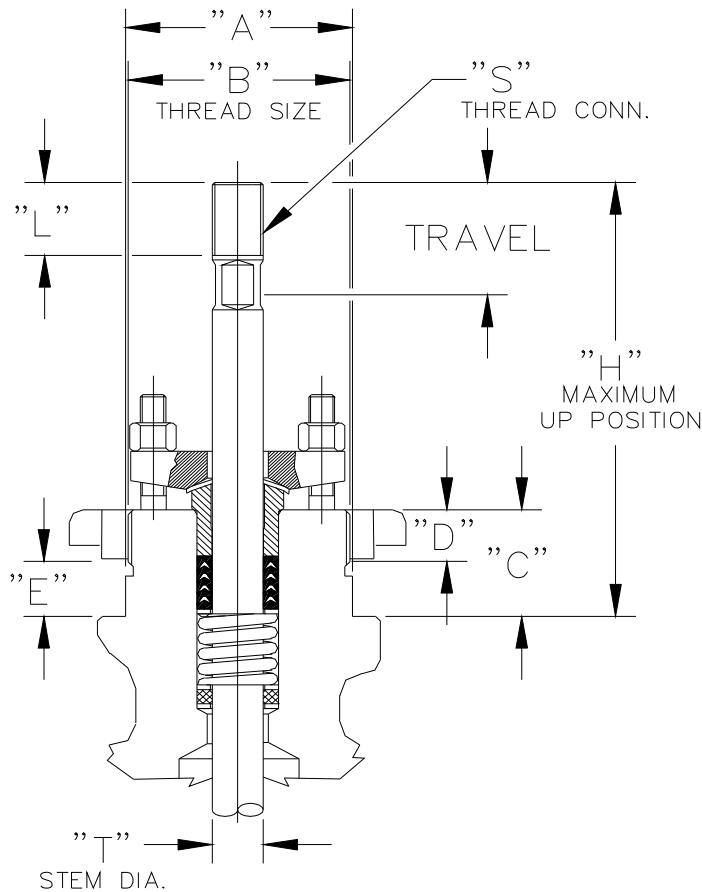
Series V817 Cryogenic Globe ANSI Class 150-600 Valves

Valve Size	A	B	C	D	E	H	L	T	S	Travel
1"	2.13"	2 1/8" - 12	1.12"	0.75"	0.75"	4.50"	1.00"	0.437"	7/16" - 20	1"
1 1/2", 2"										1 1/8"
3"	2.81"	2 3/4" - 12	1.40"	0.68"	0.81"	5.75"	1.13"	0.625"	5/8" - 18	1 1/2"
4"								0.750"		
6"	3.56"	3 1/2" - 12	1.93"	0.88"	1.38"	7.25"	1.50"	1.000"	7/8" - 18	2 1/4"

Actuator Mounting Dimensional Data

KOSO HAMMEL DAHL

CONTROL VALVES



Series V830 3-Way Globe Valve - Blending Service

Valve Size	A	B	C	D	E	H	L	T	S	Travel
3/4", 1"	2.13"	2 1/8" - 12	1.12"	0.75"	0.75"	4.50"	1.00"	0.375"	5/16" - 24	3/4"
0.437"								7/16" - 20	1 1/8"	
1 1/2", 2"	2.81"	2 3/4" - 12	1.40"	0.68"	0.81"	5.75"	1.13"	0.625"	5/8" - 18	1 1/2"
6", 8"										7.25"
10"	3.56"	3 1/2" - 12	1.93"	0.88"	1.38"	9.13"	1.88"	0.875"	7/8" - 18	3 1/2"
12"								1.250"	1 1/4" - 12	

Series V831 3-Way Globe Valve - Diverting Service

Valve Size	A	B	C	D	E	H	L	T	S	Travel
1 1/2", 2"	2.13"	2 1/8" - 12	1.12"	0.75"	0.75"	4.50"	1.00"	0.437"	7/16" - 20	1 1/8"
3", 4"	2.81"	2 3/4" - 12	1.40"	0.68"	0.81"	5.75"	1.13"	0.625"	5/8" - 18	1 1/2"
6", 8"	3.56"	3 1/2" - 12	1.93"	0.88"	1.38"	7.25"	1.50"	0.750"		2 1/4"
10", 12"						9.13"	1.88"	1.250"	1 1/4" - 12	3 1/2"